

CUSTOMER COUNTER



United Parcel Service

SHIPPING RECORD

SHIPPER RECEIPT — WHITE
UPS COPY — CANARY

RECD FROM	NAME	Joanne Johnson	DATE	6/24/88
	STREET	179 E. Lucero		
	CITY & STATE	Thousand Oaks CA	ZIP CODE	91360
SEND TO	NAME	SAN FRANCISCO CRAFT & FOLK ART MUSEUM		
	STREET	FT. MASON CNTR - BUILDING A	ROOM NO.	
	CITY & STATE	SAN FRANCISCO CA	ZIP CODE	94123

IF C.O.D.	DECLARED VALUE *	ZONE	
\$	\$	00-17-8 AIR	5 GROUND
AMOUNT	AMOUNT		
PACKAGE CONTENTS: art work			

DO NOT WRITE BELOW THIS LINE

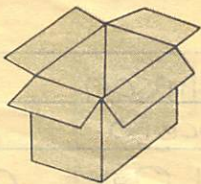
TYPE CHARGE	CUSTOMER COUNTER	DATE	TRANS	CHARGES
				AMOUNT
C.O.D.				
EXCESS VALUATION				
PACKAGE				

* Unless a greater value is declared in writing on this receipt, the shipper hereby declares and agrees that the released value of each package or article not enclosed in a package covered by this receipt is \$100, which is a reasonable value under the circumstances surrounding the transportation. The rules relating to liability established by the Warsaw Convention shall apply to the international carriage of any shipment hereunder insofar as the same is governed thereby. The entry of a C.O.D. amount is not a declaration of value. In addition, the maximum value for an air service package is \$25,000 and the maximum carrier liability is \$25,000. Claims not made to carrier within 9 months of shipment date are waived. Customer's check accepted at shipper's risk unless otherwise noted on C.O.D. Tag.

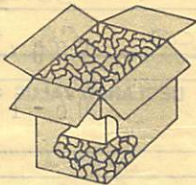
Thank You For Using
United Parcel Service

PACKAGING TIPS

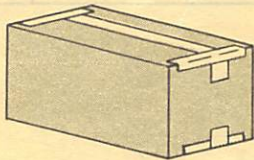
1. **Use a corrugated carton** — The best way to ship most articles is to pack them in a corrugated carton. Choose one in good rigid condition that is large enough to allow room for adequate cushioning material.



2. **Protect it inside** — Wrap each item to be shipped separately and place it in the center of the carton. Use enough cushioning material so that the contents cannot move easily in transit.



3. **Close it securely** — Use a quality package sealing tape to close your package. Do not use masking or cellophane tape.



4. **Use proper labeling** — Use one address label that:

- Includes your complete return address including zip code.
- Includes the receiver's complete street address including zip code.

